

# JETVENT AIRMOVER SERIES



## Description

The JetVent Airmover has been designed to provide air movement in large enclosed areas such as warehouses and recreation facilities.

Suspended from the ceiling, it provides a cross-flow of air to an area that enhances heat transfer between the air and the human body. This helps create a fresher environment that is more comfortable to be in.

## Typical Applications

Large indoor facilities where generating air movement is essential to improving comfort. Examples of this are warehouses, factories, workshops, gymnasiums and public recreation facilities.

## Features

- Eliminates the build-up of hot, stagnant and polluted air.
- Its gentle breeze creates less disturbance to the working environment.
- High level mounting position avoids plant operation interference.
- Adjustable discharge nozzle enables adjustment of airflow direction.
- High performance backward-curved centrifugal fan.
- Available with single and three-phase motors.
- Single-phase unit is speed-controllable and supplied with 3-pin plug and lead. Three-phase unit can be speed-controlled by using a Star/Delta 2-speed switch.
- Long lasting galvanised steel construction with grey, powder-coated finish.
- For installations where unit is close to ceiling, model with inlet on the underside face is available.
- Other colours can be supplied.

## Construction

Grey, powder-coated galvanised steel housing.

Adjustable discharge nozzle.

Backward-curved centrifugal impeller.

## Motor

Type - external rotor, squirrel cage induction motor.

Electricity supply - 220-240V, single-phase, 50Hz; 415V, three-phase, 50Hz.

Ball Bearing - sealed for life

Single-phase motor - speed-controllable.

Three-phase motor - Can be wired in high or low speed.

2-speed available with installation of optional star/delta switch.

Isolator switch fitted to fan.

See pages O-2/3 for details of these motors.

## Internal thermal Protection

Internal thermal protection is supplied as standard on all units.

## Wiring Diagram

Not required for single-phase fan.

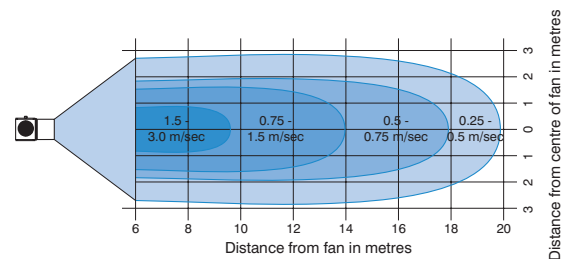
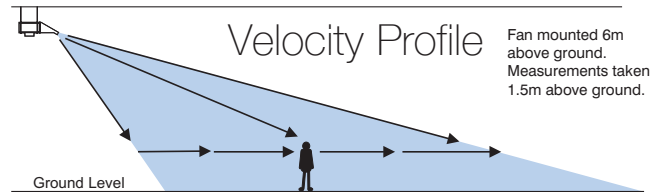
For three-phase wiring see page N-9, diagram ER9.

## Suggested Specification

The ceiling suspended cooling fan shall be of the JetVent Airmover Series as designed and manufactured by Elta Fans and be of the model numbers shown on the schedule/drawings.

Impellers shall be backward-curved design and driven by speed-controllable external rotor motors.

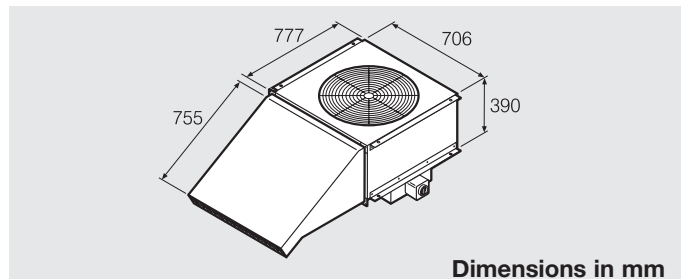
It shall include an adjustable discharge nozzle and its housing be manufactured from light grey, powder-coated, galvanised steel.



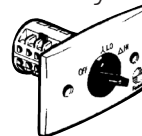
## Technical Data

Model Number	Speed Setting	Discharge Thrust	Avg. @ 3m		App. Wt.	
			dB(A)	Volts	kW	Amps
JVWD6	High	12N	54	415	0.69	1.45
	Low	3N	50		0.39	0.79
JVWE6	-	12N	54	240	0.84	4.10

## Dimensions



## Ancillary Equipment



SD - Star/Delta switch\*  
Ref. Section M

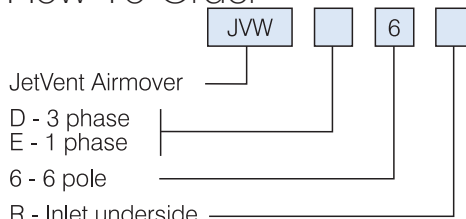


VA - Speed controller\*  
Ref. Section M

# Applicable for JVWD6 unit (Three phase) only.

\* Applicable for JVWE6 unit (Single phase) only.

## How To Order





## Elta Fans Malaysia Sdn Bhd (714973-T)

Tel **+603 7846 0340**

Fax **+603 7842 1132**

Email **info@eltafans.asia**

Web **www.eltafans.asia**

No. 147, Jalan TUDM Kampung Baru Subang  
40150 Shah Alam, Selangor West Malaysia, Malaysia

## Elta Fans India Pvt. Ltd.

Tel **+(91) 33 2498 8126**

Fax **+(91) 33 2498 8126**

Email **info@eltafans.in**

Web **www.eltafans.in**

165, Bakhrahat Road, Post - Joka, Hanspukur,  
Kolkata - 700104 West Bengal, India

### Branches

Mumbai **+(91) 22 2683 2155**

New Delhi **+(91) 88 0043 4400**

Bengaluru **+(91) 80 4113 2524**