

QA SERIES



Description

The QA is our solution for a clean, simple and efficient fan. With a classic design and quick install time let these axial fans make a difference in your bathroom today. Fan is ideal for air extraction in the bathroom, toilet and other small to medium spaces. Suitable to extract air directly outside or through short length ducting. This fan can be wall, ceiling and window mounted. Available in 100, 125 and 150mm models.

Typical Applications

Exhaust from toilets, ensuite bathrooms, washrooms and laundries.

Features

- Automatic shutters on the front grille designed to open and close with operation to minimise air transfer when fan is off.
- Unique design winglet-type impeller, providing enhanced aerodynamic properties, low noise levels and increased efficiency.
- Built in spigot support to prevent distortion with strengthened guard to maximise airflow.
- Low power consumption with fan consuming less than 11 watts of power for operation for 100mm models.
- Single phase induction motors with integral thermal protection, mounted on sealed for life high quality sleeve bearings.
- Double insulated so no earth connection is required.
- Available in multiple versions.
- Grille can be easily removed for cleaning.
- Suitable for continuous and intermittent running.
- Comes with 2 year warranty.

Construction

Fan housing made from high quality technopolymer which is shock proof and long lasting.

Finished in white RAL 9010 and UV resistant.

Motor

Type - single phase induction motor.

Electricity supply - single phase 220-240V, 50/60Hz.

Bearings - sleeve.

Maximum ambient temperature - 50°C.

Class II insulation, IPX4 rated.

Internal Thermal Protection

Model 100, 125 and 150 - fuse.

Testing

Airflow to ISO 5801:2007

Noise to ISO 3741:2010

Wiring Diagram

See page N-8.


Ancillary Equipment



Duct
Ref. Section L



External Grilles
Ref. Section L



Controllers
Ref. Section M

Suggested Specification

The wall/ceiling fan shall be of the QA Series as supplied by Elta Fans and be of the models shown.

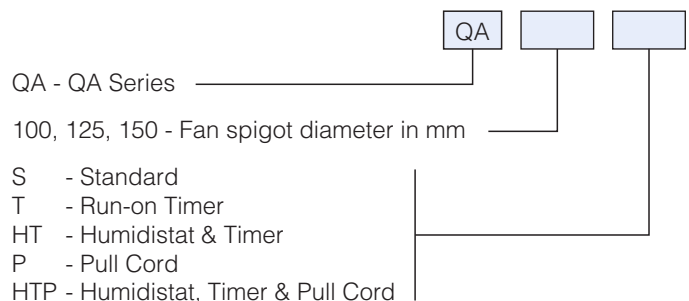
It shall have single phase induction motor with built in thermal protection and automatic shutters.

All models shall be fully tested to ISO 5801:2007 for airflow and ISO 3741:2010 for noise.

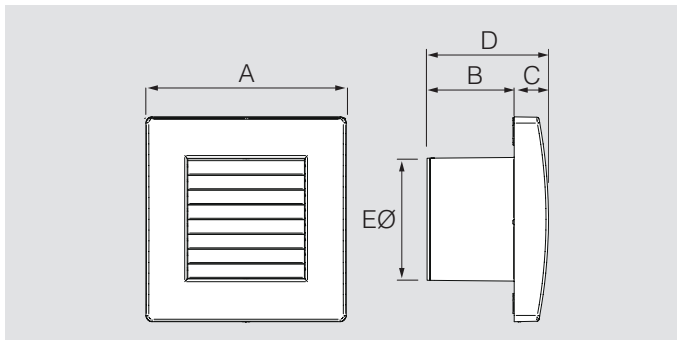
Technical Data

Model Number QA...	Free Air m ³ /sec	Avg. dB(A) @ 3m	Watts	Max. °C
100	0.023	33	11	50
125	0.042	38	16	50
150	0.089	43	26	50

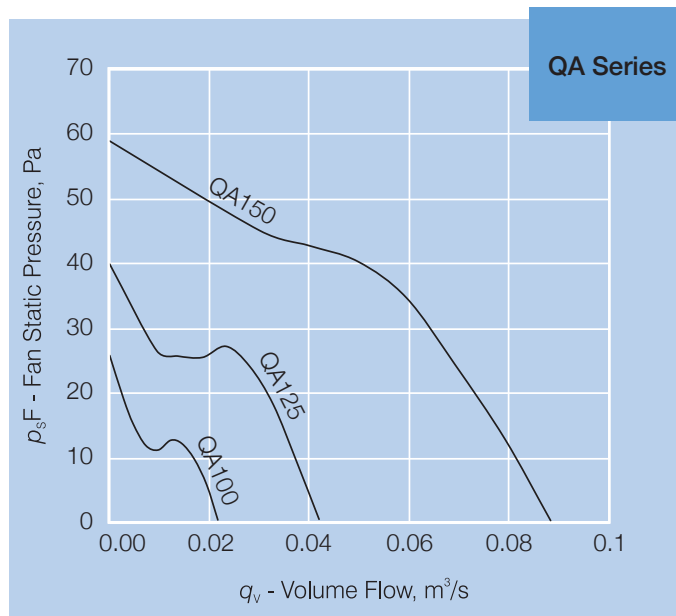
How To Order



Dimensions



Model	Dimensions, mm					Approx. wt. kg
	A	B	C	D	EØ	
100	164	70	29	99	99	0.5
125	184	81	30	111	119	0.7
150	218	97	32	129	148	1.1





Elta Fans Malaysia Sdn Bhd (714973-T)

Tel **+603 7846 0340**

Fax **+603 7842 1132**

Email **info@eltafans.asia**

Web **www.eltafans.asia**

No. 147, Jalan TUDM Kampung Baru Subang
40150 Shah Alam, Selangor West Malaysia, Malaysia

Elta Fans India Pvt. Ltd.

Tel **+(91) 33 2498 8126**

Fax **+(91) 33 2498 8126**

Email **info@eltafans.in**

Web **www.eltafans.in**

165, Bakhrahat Road, Post - Joka, Hanspukur,
Kolkata - 700104 West Bengal, India

Branches

Mumbai **+(91) 22 2683 2155**

New Delhi **+(91) 88 0043 4400**

Bengaluru **+(91) 80 4113 2524**