

QD SERIES



Description

The QD is our solution for a clean, simple and efficient fan. With a classic design and quick install time let these axial fans make a difference in your bathroom today. Fan is ideal for air extraction in the bathroom, toilet and other small to medium spaces. Suitable to extract air directly outside or through short length ducting. This fan can be wall, ceiling and window mounted. Available in 100, 125 and 150mm models.

Typical Applications

Exhaust from toilets, ensuite bathrooms, washrooms and laundries.

Features

- Stylish front cover for a modern clean look, easily removed for cleaning.
- Includes backdraft shutter that prevents outside air entering building when fan is switched off.
- Unique design winglet-type impeller, providing enhanced aerodynamic properties, low noise levels and increased efficiency.
- Angled guide vanes to improve efficiency and reduce noise.
- Built in spigot support to prevent distortion with strengthened guard to maximise airflow.
- Low power consumption with fan consuming less than 8 watts of power for operation for 100mm models.
- Single phase induction motor with integral thermal protection, mounted on sealed for life high quality sleeve bearings.
- Double insulated so no earth connection is required.
- Available in multiple versions.
- Suitable for continuous and intermittent running.
- Comes with 2 year warranty.

Construction

Fan housing made from high quality technopolymer which is shock proof and long lasting.

Finished in white RAL 9010 and UV resistant.

Model includes backdraft shutter.

Motor

Type - single phase induction motor.

Electricity supply - single phase 220-240V, 50/60Hz.

Bearings - sleeve.

Maximum ambient temperature - 50°C.

Class II insulation, IPX4 rated.

Internal Thermal Protection

Model 100, 125 and 150 - fuse.

Testing

Airflow to ISO 5801:2007

Noise to ISO 3741:2010

Wiring Diagram

See page N-8.


Ancillary Equipment



Duct
Ref. Section L



External Grilles
Ref. Section L



Controllers
Ref. Section M

Suggested Specification

The wall/ceiling fan shall be of the QD Series as supplied by Elta Fans and be of the models shown.

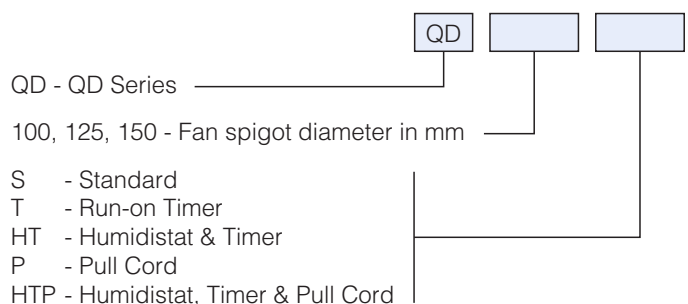
It shall have single phase induction motor with built in thermal protection and backdraft shutter.

All models shall be fully tested to ISO 5801:2007 for airflow and ISO 3741:2010 for noise.

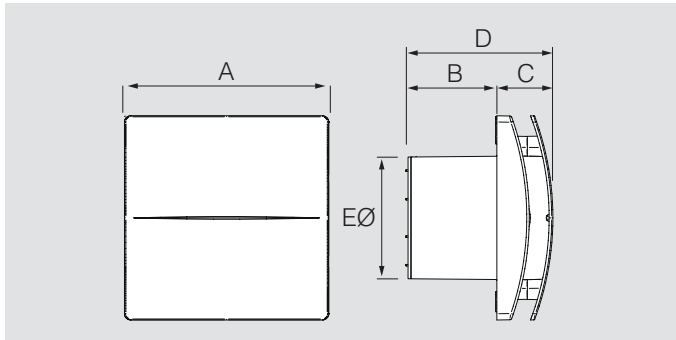
Technical Data

Model Number	Free Air m ³ /sec	Avg. dB(A) @ 3m	Watts	Max. °C
100	0.023	26	8	50
125	0.039	34	14	50
150	0.07	42	24	50

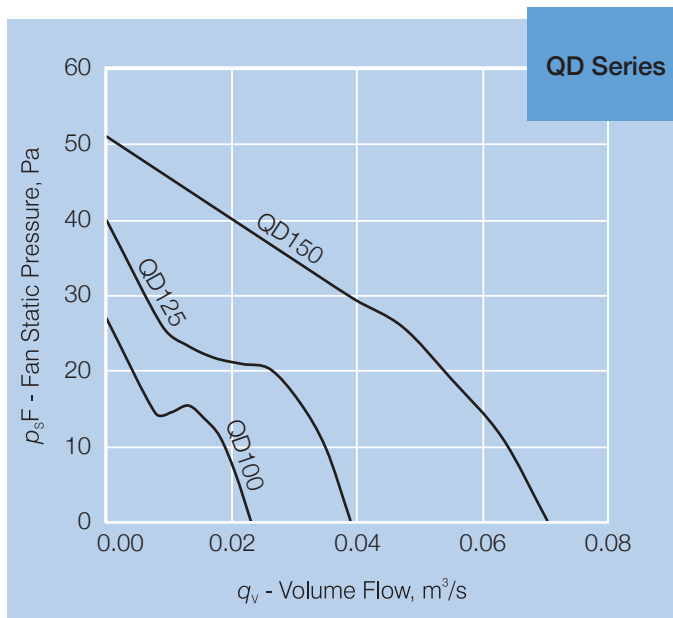
How To Order



Dimensions



Model	Dimensions, mm					Approx. wt. kg
	A	B	C	D	EØ	
100	164	70	46	116	99	0.6
125	184	81	48	129	119	0.9
150	218	97	52	149	148	1.2





Elta Fans Malaysia Sdn Bhd (714973-T)

Tel **+603 7846 0340**

Fax **+603 7842 1132**

Email **info@eltafans.asia**

Web **www.eltafans.asia**

No. 147, Jalan TUDM Kampung Baru Subang
40150 Shah Alam, Selangor West Malaysia, Malaysia

Elta Fans India Pvt. Ltd.

Tel **+(91) 33 2498 8126**

Fax **+(91) 33 2498 8126**

Email **info@eltafans.in**

Web **www.eltafans.in**

165, Bakhrahat Road, Post - Joka, Hanspukur,
Kolkata - 700104 West Bengal, India

Branches

Mumbai **+(91) 22 2683 2155**

New Delhi **+(91) 88 0043 4400**

Bengaluru **+(91) 80 4113 2524**